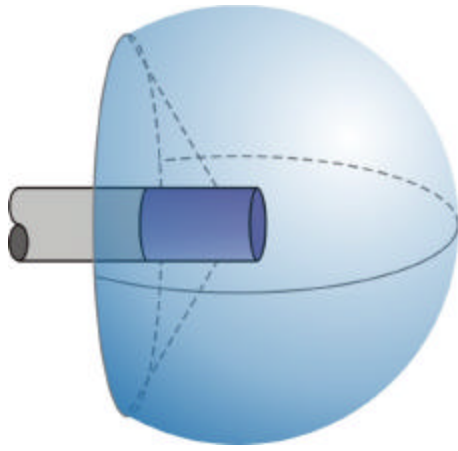
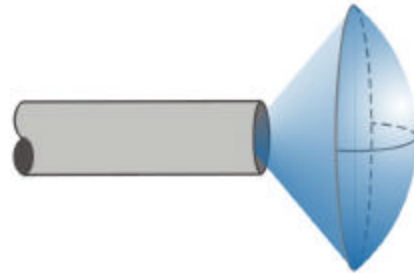


C-View[®] Endoscope

C-Vision, Inc., a subsidiary of InterScience, Inc., is developing C-View[™] optical technology for application to medical endoscopes. C-View[™] is a unique optical system that provides a substantially greater field of view on a single image plane as compared to conventional endoscopes.




C-View[®] Endoscope Field of View



Conventional Endoscope Field of View

The C-View[™] optical technology provides a greater than 2π steradian solid angle field of view (360 degrees panoramic and 240 degrees vertically). The technology was originally developed on a larger scale for surveillance and remote imaging applications. Over the past two years, the C-View[™] optical technology was adapted for endoscopic imaging applications, designed to be used in conjunction with standard endoscopic illumination and camera equipment. It has the look and feel of a conventional endoscope but provides a significantly larger field of view.

The fabrication of the first prototype units, 4 mm in diameter for sinoscopy applications, is due to be completed Q3 2004. These units will be used in clinical testing sequences to compare performance with conventional rigid endoscopes, in conjunction with the Division of Otolaryngology of Albany Medical College. Following successful clinical demonstration of the technology, multi-site clinical trials in preparation for FDA approval and expanded development of additional diameter prototypes is expected for 2005.



C-VISION, Inc.

105 Jordan Road, Troy, NY 12180

contact: Paul Stryjek

Vice President of Business Development

518.283.7500 x 13 stryjekp@intersci.com